


# Radisson BLU MALL OF AMERICA Loading Dock Instructions



From I-494, travel south on 24th Avenue. Turn right at Killebrew Drive and enter the security zone labeled “Do Not Enter/Authorized Vehicles Only.” Pull into the security checkpoint and tell the Mall of America Security Personnel that you need access to the Radisson Blu Loading Dock. Take the initial right from the security check point, follow signs left toward the loading dock.



## **Hotel Loading Dock**

*Serves Most Loading/Unloading Needs  
Accommodates Vehicles up to 28ft Long  
Flat/Ground Level*

Once you have entered the lanes toward the loading dock, do not stop at the second security check point, proceed to the left lane and continue straight. The hotel loading dock is located at the first left. Once parked in the loading dock, press intercom on left hand side to contact Hotel Facilities Department to check-in for approval to be onsite.



## **Mall of America Loading Dock**


*Requires 24-Hour Pre-Approval from Mall of America.  
Please work with your Meeting Planner to supply the  
required information in advance.*

*Raised 4ft Dock*

Continue straight and request access from the Dock Master located in the small building next to the large red garage doors. Once cleared through Mall of America Security, find an available stall to park.

Radisson Blu is door number 35. Press intercom near door to contact the Hotel Facilities Department to check-in for approval to be onsite.

All event space is located on the second and third floors.



## ***For Approval or Questions:***

Contact Your Hotel Event Manager  
or the Hotel Sales Office at 952-851-4017